

Network Working Group
Request for Comments: 5236
Category: Informational

A. Jayasumana
Colorado State University
N. Piratla
Deutsche Telekom Labs
T. Banka
Colorado State University
A. Bare
R. Whitner
Agilent Technologies, Inc.
June 2008

Improved Packet Reordering Metrics

Status of This Memo

This memo provides information for the Internet community. It does not specify an Internet standard of any kind. Distribution of this memo is unlimited.

IESG Note

The content of this RFC was at one time considered by the IETF, and therefore it may resemble a current IETF work in progress or a published IETF work. The IETF standard for reordering metrics is RFC 4737. The metrics in this document were not adopted for inclusion in RFC 4737. This RFC is not a candidate for any level of Internet Standard. The IETF disclaims any knowledge of the fitness of this RFC for any purpose and in particular notes that the decision to publish is not based on IETF review for such things as security, congestion control, or inappropriate interaction with deployed protocols. The RFC Editor has chosen to publish this document at its discretion. Readers of this RFC should exercise caution in evaluating its value for implementation and deployment. See RFC 3932 for more information.

Abstract

This document presents two improved metrics for packet reordering, namely, Reorder Density (RD) and Reorder Buffer-occupancy Density (RBD). A threshold is used to clearly define when a packet is considered lost, to bound computational complexity at $O(N)$, and to keep the memory requirement for evaluation independent of N , where N is the length of the packet sequence. RD is a comprehensive metric that captures the characteristics of reordering, while RBD evaluates the sequences from the point of view of recovery from reordering.

These metrics are simple to compute yet comprehensive in their characterization of packet reordering. The measures are robust and orthogonal to packet loss and duplication.

Table of Contents

1. Introduction and Motivation	3
2. Attributes of Packet Reordering Metrics	4
3. Reorder Density and Reorder Buffer-Occupancy Density	7
3.1. Receive Index (RI)	8
3.2. Out-of-Order Packet	9
3.3. Displacement (D)	9
3.4. Displacement Threshold (DT)	9
3.5. Displacement Frequency (FD)	10
3.6. Reorder Density (RD)	10
3.7. Expected Packet (E)	10
3.8. Buffer Occupancy (B)	10
3.9. Buffer-Occupancy Threshold (BT)	11
3.10. Buffer-Occupancy Frequency (FB)	11
3.11. Reorder Buffer-Occupancy Density (RBD)	11
4. Representation of Packet Reordering and Reorder Density	11
5. Selection of DT	12
6. Detection of Lost and Duplicate Packets	13
7. Algorithms to Evaluate RD and RBD	14
7.1. Algorithm for RD	14
7.2. Algorithm for RBD	16
8. Examples	17
9. Characteristics Derivable from RD and RBD	21
10. Comparison with Other Metrics	22
11. Security Considerations	22
12. References	22
12.1. Normative References	22
12.2. Informative References	22
13. Contributors	24

1. Introduction and Motivation

Packet reordering is a phenomenon that occurs in Internet Protocol (IP) networks. Major causes of packet reordering include, but are not limited to, packet striping at layers 2 and 3 [Ben99] [Jai03], priority scheduling (e.g., Diffserv), and route fluttering [Pax97] [Boh03]. Reordering leads to degradation of the performance of many applications [Ben99] [Bla02] [Lao02]. Increased link speeds [Bar04], increased parallelism within routers and switches, Quality-of-Service (QoS) support, and load balancing among links all point to increased packet reordering in future networks.

Effective metrics for reordering are required to measure and quantify reordering. A good metric or a set of metrics capturing the nature of reordering can be expected to provide insight into the reordering phenomenon in networks. It may be possible to use such metrics to predict the effects of reordering on applications that are sensitive to packet reordering, and perhaps even to compensate for reordering. A metric for reordered packets may also help evaluate network protocols and implementations with respect to their impact on packet reordering.

The percentage of out-of-order packets is often used as a metric for characterizing reordering. However, this metric is vague and lacking in detail. Further, there is no uniform definition for the degree of reordering of an arrived packet [Ban02] [Pi05a]. For example, consider the two packet sequences (1, 3, 4, 2, 5) and (1, 4, 3, 2, 5). It is possible to interpret the reordering of packets in these sequences differently. For example,

- (i) Packets 2, 3, and 4 are out of order in both cases.
- (ii) Only packet 2 is out of order in the first sequence, while packets 2 and 3 are out of order in the second.
- (iii) Packets 3 and 4 are out of order in both the sequences.
- (iv) Packets 2, 3, and 4 are out of order in the first sequence, while packets 4 and 2 are out of order in the second sequence.

In essence, the percentage of out-of-order packets as a metric of reordering is subject to interpretation and cannot capture the reordering unambiguously and hence, accurately.

Other metrics attempt to overcome this ambiguity by defining only the late packets or only the early packets as being reordered. However, measuring reordering based only on late or only on early packets is not always effective. Consider, for example, the sequence (1, 20, 2,

3, ..., 19, 21, 22, ...); the only anomaly is that packet 20 is delivered immediately after packet 1. A metric based only on lateness will indicate a high degree of reordering, even though in this example it is a single packet arriving ahead of others. Similarly, a metric based only on earliness does not accurately capture reordering caused by a late arriving packet. A complete reorder metric must account for both earliness and lateness, and it must be able to differentiate between the two. The inability to capture both the earliness and the lateness precludes a metric from being useful for estimating end-to-end reordering based on reordering in constituent subnets.

The sensitivity to packet reordering can vary significantly from one application to the other. Consider again the packet sequence (1, 3, 4, 2, 5). If buffers are available to store packets 3 and 4 while waiting for packet 2, an application can recover from reordering. However, with certain real-time applications, the out-of-order arrival of packet 2 may render it useless. While one can argue that a good packet reordering measurement scheme should capture application-specific effects, a counter argument can also be made that packet reordering should be measured strictly with respect to the order of delivery, independent of the application.

Many different packet reordering metrics have been suggested. For example, the standards-track document RFC 4737 [RFC4737] defines 11 metrics for packet reordering, including lateness-based percentage metrics, reordering extent metrics, and N-reordering.

Section 2 of this document discusses the desirable attributes of any packet reordering metric. Section 3 introduces two additional packet reorder metrics: Reorder Density (RD) and Reorder Buffer-occupancy Density (RBD), which we claim are superior to the others [Pi07]. In particular, RD possesses all the desirable attributes, while other metrics fall significantly short in several of these attributes. RBD is unique in measuring reordering in terms of the system resources needed for recovery from packet reordering. Both RD and RBD have a computation complexity $O(N)$, where N is the length of the packet sequence, and they can therefore be used for real-time online monitoring.

2. Attributes of Packet Reordering Metrics

The first and foremost requirement of a packet reordering metric is its ability to capture the amount and extent of reordering in a sequence of packets. The fact that a measure varies with reordering of packets in a stream does not make it a good metric. In [Ben99], the authors have identified desirable features of a reordering metric. This list encloses the foremost requirements stated above:

simplicity, low sensitivity to packet loss, ability to combine reorder measures from two networks, minimal value for in-order data, and independence of data size. These features are explained below in detail, along with additional desired features. Note, the ability to combine reorder measures from two networks is added to broaden applicability, and data size independence is discussed under evaluation complexity. However, data size independence could also refer to the final measure, as in percentage reordering or even a normalized representation.

a) Simplicity

An ideal metric is one that is simple to understand and evaluate, and yet informative, i.e., able to provide a complete picture of reordering. Percentage of packets reordered is the simplest singleton metric; but the ambiguity in its definition, as discussed earlier, and its failure to carry the extent of reordering make it less informative. On the other hand, keeping track of the displacements of each and every packet without compressing the data will contain all the information about reordering, but it is not simple to evaluate or use.

A simpler metric may be preferred in some cases even though it does not capture reordering completely, while other cases may demand a more complex, yet complete metric.

In striving to strike a balance, the lateness-based metrics consider only the late packets as reordered, and earliness-based metrics only the early packets as reordered. However, a metric based only on earliness or only on lateness captures only a part of the information associated with reordering. In contrast, a metric capturing both early and late arrivals provides a complete picture of reordering in a sequence.

b) Low Sensitivity to Packet Loss and Duplication

A reorder metric should treat only an out-of-order packet as reordered, i.e., if a packet is lost during transit, then this should not result in its following packets, which arrive in order, being classified as out of order. Consider the sequence (1, 3, 4, 5, 6). If packet 2 has been lost, the sequence should not be considered to contain any out-of-order packets. Similarly, if multiple copies of a packet (duplicates) are delivered, this must

not result in a packet being classified as out of order, as long as one copy arrives in the proper position. For example, sequence (1, 2, 3, 2, 4, 5) has no reordering. The lost and duplicate packet counts may be tracked using metrics specifically intended to measure those, e.g., percentage of lost packets, and percentage of duplicate packets.

c) Low Evaluation Complexity

Memory and time complexities associated with evaluating a metric play a vital role in implementation and real-time measurements. Spatial/memory complexity corresponds to the amount of buffers required for the overall measurement process, whereas time/computation complexity refers to the number of computation steps involved in computing the amount of reordering in a sequence. On-the-fly evaluation of the metric for large streams of packets requires the computational complexity to be $O(N)$, where N denotes the number of received packets, used for the reordering measure. This allows the metric to be updated in constant-time as each packet arrives. In the absence of a threshold defining losses or the number of sequence numbers to buffer for detection of duplicates, the worst-case complexity of loss and duplication detection will increase with N . The rate of increase will depend, among other things, on the value of N and the implementation of the duplicate detection scheme.

d) Robustness

Reorder measurements should be robust against different network phenomena and peculiarities in measurement or sequences such as a very late arrival of a duplicate packet, or even a rogue packet due to an error or sequence number wraparound. The impact due to an event associated with a single or a small number of packets should have a sense of proportionality on the reorder measure. Consider, for example, the arrival sequence: (1, 5430, 2, 3, 4, 5, ...) where packet 5430 appears to be very early; it may be due to either sequence rollover in test streams or some unknown reason.

e) Broad Applicability

A framework for IP performance metrics [RFC2330] states: "The metrics must aid users and providers in understanding the performance they experience or provide".

Rather than being a mere value or a set of values that changes with the reordering of packets in a stream, a reorder metric should be useful for a variety of purposes. An application or a transport protocol implementation, for example, may be able to use

the reordering information to allocate resources to recover from reordering. A metric may be useful for TCP flow control, buffer resource allocation for recovery from reordering and/or network diagnosis.

The ability to combine the reorder metrics of constituent subnets to measure the end-to-end reordering would be an extremely useful property. In the absence of this property, no amount of individual network measurements, short of measuring the reordering for the pair of endpoints of interest, would be useful in predicting the end-to-end reordering.

The ability to provide different types of information based on monitoring or diagnostic needs also broadens the applicability of a metric. Examples of applicable information for reordering may include parameters such as the percentage of reordered packets that resulted in fast retransmissions in TCP, or the percentage of utilization of the reorder recovery buffer.

3. Reorder Density and Reorder Buffer-Occupancy Density

In this memo, we define two discrete density functions, Reorder Density (RD) and Reorder Buffer-occupancy Density (RBD), that capture the nature of reordering in a packet stream. These two metrics can be used individually or collectively to characterize the reordering in a packet stream. Also presented are algorithms for real-time evaluation of these metrics for an incoming packet stream.

RD is defined as the distribution of displacements of packets from their original positions, normalized with respect to the number of packets. An early packet corresponds to a negative displacement and a late packet to a positive displacement. A threshold on displacement is used to keep the computation within bounds. The choice of threshold value depends on the measurement uses and constraints, such as whether duplicate packets are accounted for when evaluating these displacements (discussed in Section 5).

The ability of RD to capture the nature and properties of reordering in a comprehensive manner has been demonstrated in [Pi05a], [Pi05b], [Pi05c], and [Pi07]. The RD observed at the output port of a subnet when the input is an in-order packet stream can be viewed as a "reorder response" of a network, a concept somewhat similar to the "system response" or "impulse response" used in traditional system theory. For a subnet under stationary conditions, RD is the probability density of the packet displacement. RD measured on individual subnets can be combined, using the convolution operation, to predict the end-to-end reorder characteristics of the network formed by the cascade of subnets under a fairly broad set of

conditions [Pi05b]. RD also shows significant promise as a tool for analytical modeling of reordering, as demonstrated with a load-balancing scenario in [Pi06]. Use of a threshold to define the condition under which a packet is considered lost makes the metric robust, efficient, and adaptable for different network and stream characteristics.

RBD is the normalized histogram of the occupancy of a hypothetical buffer that would allow the recovery from out-of-order delivery of packets. If an arriving packet is early, it is added to a hypothetical buffer until it can be released in order [Ban02]. The occupancy of this buffer, after each arrival, is used as the measure of reordering. A threshold, used to declare a packet as lost, keeps the complexity of computation within bounds. The threshold may be selected based on application requirements in situations where the late arrival of a packet makes it useless, e.g., a real-time application. In [Ban02], this metric was called RD and buffer occupancy was known as displacement.

RD and RBD are simple, yet useful, metrics for measurement and evaluation of reordering. These metrics are robust against many peculiarities, such as those discussed previously, and have a computational complexity of $O(N)$, where N is the received sequence size. RD is orthogonal to loss and duplication, whereas RBD is orthogonal to duplication.

A detailed comparison of these and other proposed metrics for reordering is presented in [Pi07].

The following terms are used to formally define RD, RBD, and the measurement algorithms. The wraparound of sequence numbers is not addressed in this document explicitly, but with the use of modulo- N arithmetic, all claims made here remain valid in the presence of wraparound.

3.1. Receive Index (RI)

Consider a sequence of packets $(1, 2, \dots, N)$ transmitted over a network. A receive index $RI(1, 2, \dots)$, is a value assigned to a packet as it arrives at its destination, according to the order of arrival. A receive index is not assigned to duplicate packets, and the receive index value skips the value corresponding to a lost packet. (The detection of loss and duplication for this purpose is described in Section 6.) In the absence of reordering, the sequence number of the packet and the receive index are the same for each packet.

RI is used to compute earliness and lateness of an arriving packet. Below are two examples of received sequences with receive index values for a sequence of 5 packets (1, 2, 3, 4, 5) arriving out of order:

Example 1:

Arrived sequence:	2	1	4	5	3
receive index:	1	2	3	4	5

Example 2:

Arrived sequence:	1	4	3	5	3
receive index:	1	3	4	5	-

In Example 1, there is no loss or duplication. In Example 2, the packet with sequence number 2 is lost. Thus, 2 is not assigned as an RI. Packet 3 is duplicated; thus, the second copy is not assigned an RI.

3.2. Out-of-Order Packet

When the sequence number of a packet is not equal to the RI assigned to it, it is considered to be an out-of-order packet. Duplicates for which an RI is not defined are ignored.

3.3. Displacement (D)

Displacement (D) of a packet is defined as the difference between RI and the sequence number of the packet, i.e., the displacement of packet i is $RI[i] - i$. Thus, a negative displacement indicates the earliness of a packet and a positive displacement the lateness. In example 3 below, an arrived sequence with displacements of each packet is illustrated.

Example 3:

Arrived sequence:	1	4	3	5	3	8	7	6
receive index:	1	3	4	5	-	6	7	8
Displacement:	0	-1	1	0	-	-2	0	2

3.4. Displacement Threshold (DT)

The displacement threshold is a threshold on the displacement of packets that allows the metric to classify a packet as lost or duplicate. Determining when to classify a packet as lost is difficult because there is no point in time at which a packet can definitely be classified as lost; the packet may still arrive after some arbitrarily long delay. However, from a practical point of view, a packet may be classified as lost if it has not arrived within a certain administratively defined displacement threshold, DT.

Similarly, to identify a duplicate packet, it is theoretically necessary to keep track of all the arrived (or missing) packets. Again, however, from a practical point of view, missing packets within a certain window of sequence numbers suffice. Thus, DT is used as a practical means for declaring a packet as lost or duplicated. DT makes the metric more robust, keeps the computational complexity for long sequences within $O(N)$, and keeps storage requirements independent of N .

If the DT selected is too small, reordered packets might be classified as lost. A large DT will increase both the size of memory required to keep track of sequence numbers and the length of computation time required to evaluate the metric. Indeed, it is possible to use two different thresholds for the two cases. The selection of DT is further discussed in Section 5.

3.5. Displacement Frequency (FD)

Displacement Frequency $FD[k]$ is the number of arrived packets having a displacement of k , where k takes values from $-DT$ to DT .

3.6. Reorder Density (RD)

RD is defined as the distribution of the Displacement Frequencies $FD[k]$, normalized with respect to N' , where N' is the length of the received sequence, ignoring lost and duplicate packets. N' is equal to the sum($FD[k]$) for k in $[-DT, DT]$.

3.7. Expected Packet (E)

A packet with sequence number E is expected if E is the largest number such that all the packets with sequence numbers less than E have already arrived or have been determined to be lost.

3.8. Buffer Occupancy (B)

An arrived packet with a sequence number greater than that of an expected packet is considered to be stored in a hypothetical buffer sufficiently long to permit recovery from reordering. At any packet arrival instant, the buffer occupancy is equal to the number of out-of-order packets in the buffer, including the newly arrived packet. One buffer location is assumed for each packet, although it is possible to extend the concept to the case where the number of bytes is used for buffer occupancy. For example, consider the

sequence of packets (1, 2, 4, 5, 3) with expected order (1, 2, 3, 4, 5). When packet 4 arrives, the buffer occupancy is 1 because packet 4 arrived early. Similarly, the buffer occupancy becomes 2 when packet 5 arrives. When packet 3 arrives, recovery from reordering occurs and the buffer occupancy reduces to zero.

3.9. Buffer-Occupancy Threshold (BT)

Buffer-occupancy threshold is a threshold on the maximum size of the hypothetical buffer that is used for recovery from reordering. As with the case of DT for RD, BT is used for loss and duplication classification for Reorder Buffer-occupancy Density (RBD) computation (see Section 3.11). BT provides robustness and limits the computational complexity of RBD.

3.10. Buffer-Occupancy Frequency (FB)

At the arrival of each packet, the buffer occupancy may take any value, k , ranging from 0 to BT. The buffer occupancy frequency $FB[k]$ is the number of arrival instances after which the occupancy takes the value of k .

3.11. Reorder Buffer-Occupancy Density (RBD)

Reorder buffer-occupancy density is the buffer occupancy frequencies normalized by the total number of non-duplicate packets, i.e., $RBD[k] = FB[k]/N'$ where N' is the length of the received sequence, ignoring excessively delayed (deemed lost) and duplicate packets. N' is also the sum($FB[k]$) for all k such that k belongs to $[0, BT]$.

4. Representation of Packet Reordering and Reorder Density

Consider a sequence of packets (1, 2, ..., N). Let the RI assigned to packet m be "the sequence number m plus an offset dm ", i.e.,

$$RI = m + dm; D = dm$$

A reorder event of packet m is represented by $r(m, dm)$. When dm is not equal to zero, a reorder event is said to have occurred. A packet is late if $dm > 0$ and early if $dm < 0$. Thus, packet reordering of a sequence of packets is completely represented by the union of reorder events, R , referred to as the reorder set:

$$R = \{r(m, dm) \mid dm \text{ not equal to } 0 \text{ for all } m\}$$

If there is no reordering in a packet sequence, then R is the null set.

Examples 4 and 5 illustrate the reorder set:

Example 4. No losses or duplicates

Arrived Sequence	1	2	3	5	4	6
receive index (RI)	1	2	3	4	5	6
Displacement (D)	0	0	0	-1	1	0

$R = \{(4,1), (5,-1)\}$

Example 5. Packet 4 is lost and 2 is duplicated

Arrived Sequence	1	2	5	3	6	2
receive index (RI)	1	2	3	5	6	-
Displacement (D)	0	0	-2	2	0	-

$R = \{(3, 2), (5, -2)\}$

RD is defined as the discrete density of the frequency of packets with respect to their displacements, i.e., the lateness and earliness from the original position. Let $S[k]$ denote the set of reorder events in R with displacement equal to k . That is:

$$S[k] = \{r(m, dm) \mid dm = k\}$$

Let $|S[k]|$ be the cardinality of set $S[k]$. Thus, $RD[k]$ is defined as $|S[k]|$ normalized with respect to the total number of received packets (N'). Note that N' does not include duplicate or lost packets.

$$RD[k] = |S[k]| / N' \text{ for } k \text{ not equal to zero}$$

$RD[0]$ corresponds to the packets for which RI is the same as the sequence number:

$$RD[0] = 1 - \text{sum}(|S[k]| / N')$$

As defined previously, $FD[k]$ is the measure that keeps track of $|S[k]|$.

5. Selection of DT

Although assigning a threshold for determining lost and duplicate packets might appear to introduce error into the reorder metrics, in practice this need not be the case. Applications, protocols, and the network itself operate within finite resource constraints that introduce practical limits beyond which the choice of certain values becomes irrelevant. If the operational nature of an application is such that a DT can be defined, then using DT in the computation of reorder metrics will not invalidate nor limit the effectiveness of

the metrics, i.e., increasing DT does not provide any benefit. In the case of TCP, the maximum transmit and receive window sizes impose a natural limit on the useful value of DT. Sequence number wraparound may provide a useful upper bound for DT in some instances.

If there are no operational constraints imposed by factors as described above, or if one is purely interested in a more complete picture of reordering, then DT can be made as large as required. If DT is equal to the length of the packet sequence (worst case scenario), a complete picture of reordering is seen. Any metric that does not rely on a threshold to declare a packet as lost implicitly makes one of two assumptions: a) A missing packet is not considered lost until the end of the sequence, or b) the packet is considered lost until it arrives. The former corresponds to the case where DT is set to the length of the sequence. The latter leads to many problems related to complexity and robustness.

6. Detection of Lost and Duplicate Packets

In RD, a packet is considered lost if it is late beyond DT. Non-duplicate arriving packets do not have a copy in the buffer and do not have a sequence number less (earlier) than E. In RBD, a packet is considered lost if the buffer is filled to its threshold BT. A packet is considered a duplicate when the sequence number is less than the expected packet, or if the sequence number is already in the buffer.

Since RI skips the sequence number of a lost packet, the question arises as to how to assign an RI to subsequent packets that arrive before it is known that the packet is lost. This problem arises only when reorder metrics are calculated in real-time for an incoming sequence, and not with offline computations. This concern can be handled in one of two ways:

a) Go-back Method: RD is computed as packets arrive. When a packet is deemed lost, RI values are corrected and displacements are recomputed. The Go-back Method is only invoked when a packet is lost and recomputing RD involves at most DT packets.

b) Stay-back Method: RD evaluation lags the arriving packets so that the correct RI and E values can be assigned to each packet as it arrives. Here, RI is assigned to a packet only once, and the value assigned is guaranteed to be correct. In the worst case, the computation lags the arriving packet by DT. The lag associated with the Stay-back Method is incurred only when a packet is missing.

Another issue related to a metric and its implementation is the robustness against peculiarities that may occur in a sequence as discussed in Section 2. Consider, for example, the arrival sequence (1, 5430, 2, 3, 4, 5, ...). With RD, a sense of proportionality is easily maintained using the concept of threshold (DT), which limits the effects a rogue packet can have on the measurement results. In this example, when the displacement is greater than DT, rogue packet 5430 is discarded. In this way the impact due to the rogue packet is limited, at most, to DT packets, thus imposing a limit on the amount of error it can cause in the results. Note also that a threshold different from DT can be used for the same purpose. For example, a pre-specified threshold that limits the time a packet remains in the buffer can make RBD robust against rogue packets.

7. Algorithms to Evaluate RD and RBD

The algorithms to compute RD and RBD are given below. These algorithms are applicable for online computation of an incoming packet stream and provide an up-to-date metric for the packet stream read so far. For simplicity, the sequence numbers are considered to start from 1 and continue in increments of 1. Only the Stay-back Method of loss detection is presented here; hence, the RD values lag by a maximum of DT. The algorithm for the Go-back Method is given in [Bar04]. Perl scripts for these algorithms are posted in [Per04].

7.1. Algorithm for RD

Variables used:

```
-----
RI: receive index.
S: Arrival under consideration for lateness/earliness computation.
D: Lateness or earliness of the packet being processed: dm for m.
FD[-DT..DT]: Frequency of lateness and earliness.
window[1..DT+1]: List of incoming sequence numbers; FIFO buffer.
buffer[1..DT]: Array to hold sequence numbers of early arrivals.
window[] and buffer[] are empty at the beginning.
=====
```

Step 1. Initialize:

```
Store first unique DT+1 sequence numbers in arriving order into
window; RI = 1;
```

Step 2. Repeat (until window is empty):

```
If (window or buffer contains sequence number RI)
{
Move sequence number out of window to S # window is FIFO
```

```

D = RI - S; # compute displacement

If (absolute(D) <= DT) # Apply threshold
{
    FD[D]++; # Update frequency

    If (buffer contains sequence number RI)
        Delete RI from buffer;

    If (D < 0) # Early Arrival
        add S to empty slot in buffer;
    RI++; # Update RI value
}

Else # Displacement beyond threshold.
{
    Discard S;
    # Note, an early arrival in window is moved to buffer if
    # its displacement is less or equal to DT. Therefore, the
    # contents in buffer will have only possible RIs. Thus,
    # clearing an RI as it is consumed prevents memory leaks
    # in buffer
}
# Get next incoming non-duplicate sequence number, if any.
newS = get_next_arrival(); # subroutine called*
if (newS != null)
{
    add newS to window;
}
if (window is empty) go to step 3;
}
Else # RI not found. Get next RI value.
{
    # Next RI is the minimum among window and buffer contents.
    m = minimum (minimum (window), minimum (buffer));
    If (RI < m)
        RI = m;
    Else
        RI++;
}

```

Step 3. Normalize FD to get RD;

```

# Get a new sequence number from packet stream, if any
subroutine get_next_arrival()
{
    do # get non-duplicate next arrival
    {

```

```

        newS = new sequence from arriving stream;
        if (newS == null) # End of packet stream
            return null;
    } while (newS < RI or newS in buffer or newS in window);

    return newS;
}

```

7.2. Algorithm for RBD

Variables used:

```

-----
# E : Next expected sequence number.
# S : Sequence number of the packet just arrived.
# B : Current buffer occupancy.
# BT: Buffer Occupancy threshold.
# FB[i]: Frequency of buffer occupancy i (0 <= i <= BT).
# in_buffer(N) : True if the packet with sequence number N is
  already stored in the buffer.
=====

```

1. Initialize E = 1, B = 0 and FB[i] = 0 for all values of i.
2. Do the following for each arrived packet.

```

If (in_buffer(S) || S < E) /*Do nothing*/;
/* Case a: S is a duplicate or excessively delayed packet.
Discard the packet.*/
Else
{
    If (S == E)
    /* Case b: Expected packet has arrived.*/
    {
        E = E + 1;
        While (in_buffer(E))
        {
            B = B - 1; /* Free buffer occupied by E.*/
            E = E + 1; /* Expect next packet.*/
        }
        FB[B] = FB[B] + 1; /*Update frequency for buffer
occupancy B.*/
    } /* End of If (S == E)*/

    ElseIf (S > E)
    /* Case c: Arrived packet has a sequence number higher
than expected.*/
    {

```



```

If (B < BT)
/* Store the arrived packet in a buffer.*/
  B = B + 1;
Else
/* Expected packet is delayed beyond the BT.
Treat it as lost.*/
{
  Repeat
  {
    E = E + 1;
  }
  Until (in_buffer(E) || E == S);

  While (in_buffer(E) || E == S)
  {
    if (E != S) B = B - 1;
    E = E + 1;
  }
}
FB[B] = FB[B] + 1; /*Update frequency for buffer
occupancy B.*/
} /* End of ElseIf (S > E)*/

}

```

3. Normalize FB[i] to obtain RBD[i], for all values of i using

$$RBD[i] = \frac{FB[i]}{\text{Sum}(FB[j] \text{ for } 0 \leq j \leq BT)}$$

8. Examples

a. Scenario with no packet loss

Consider the sequence of packets (1, 4, 2, 5, 3, 6, 7, 8) with DT = BT = 4.

Tables 1 and 2 show the computational steps when the RD algorithm is applied to the above sequence.

Table 1: Late/Early-packet Frequency computation steps

S	1	4	2	5	3	6	7	8
RI	1	2	3	4	5	6	7	8
D	0	-2	1	-1	2	0	0	0
FD[D]	1	1	1	1	1	2	3	4

(S, RI,D and FD[D] as described in Section 7.1)

The last row (FD[D]) represents the current frequency of occurrence of the displacement D, e.g., column 3 indicates $FD[1] = 1$ while column 4 indicates $FD[-1] = 1$. The final set of values for RD are shown in Table 2.

Table 2: Reorder Density (RD)

D	-2	-1	0	1	2
FD[D]	1	1	4	1	1
RD[D]	0.125	0.125	0.5	0.125	0.125

(D,FD[D] and RD[D] as described in Section 7.1)

Tables 3 and 4 illustrate the computational steps for RBD for the same example.

Table 3: Buffer occupancy frequencies (FB) computation steps

S	1	4	2	5	3	6	7	8
E	1	2	2	3	3	6	7	8
B	0	1	1	2	0	0	0	0
FB[B]	1	1	2	1	2	3	4	5

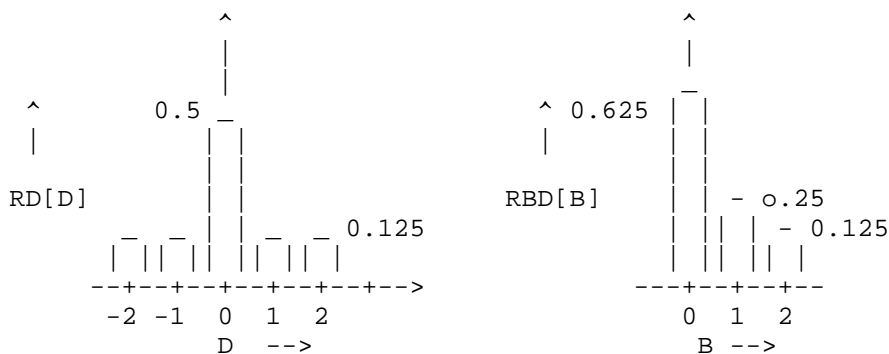
(E,S,B and FB[B] as described in Section 7.2)

 Table 4: Reorder Buffer-occupancy Density

B	0	1	2
FB[B]	5	2	1
RBD[B]	0.625	0.25	0.125

(B,FB[B] and RBD[B] as discussed in Section 7.2)

Graphical representations of the densities are as follows:



b. Scenario with packet loss

Consider a sequence of 6 packets (1, 2, 4, 5, 6, 7) with $DT = BT = 3$. Table 5 shows the computational steps when the RD algorithm is applied to the above sequence to obtain $FD[D]$.

 Table 5: Late/Early-packet Frequency computation steps

S	1	2	4	5	6	7
RI	1	2	4	5	6	7
D	0	0	0	0	0	0
FD[D]	1	2	3	4	5	6

(S,RI,D and FD[D] as described in Section 7.1)

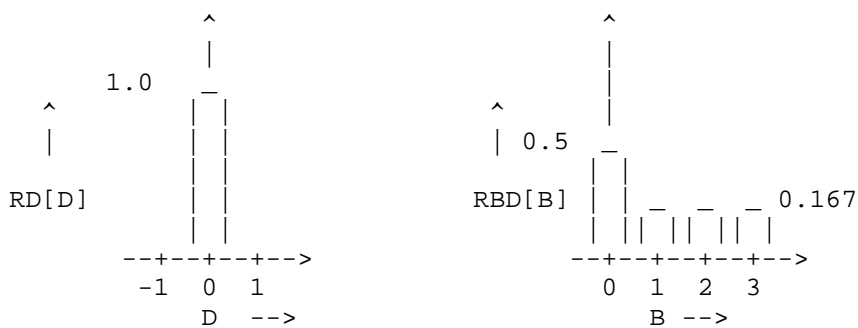
Table 6 illustrates the FB[B] for the above arrival sequence.

 Table 6: Buffer occupancy computation steps

S	1	2	4	5	6	7
E	1	2	3	3	3	7
B	0	0	1	2	3	0
FB[B]	1	2	1	1	1	3

 (E,S,B and FB[B] as described in Section 7.2)

Graphical representations of RD and RBD for the above sequence are as follows.



c. Scenario with duplicate packets

Consider a sequence of 6 packets (1, 3, 2, 3, 4, 5) with DT = 2. Table 7 shows the computational steps when the RD algorithm is applied to the above sequence to obtain FD[D].

 Table 7: Late/Early-packet Frequency computation steps

S	1	3	2	3	4	5
RI	1	2	3	-	4	5
D	0	-1	1	-	0	0
FD[D]	1	1	1	-	2	3

 (S, RI,D and FD[D] as described in Section 7.1)

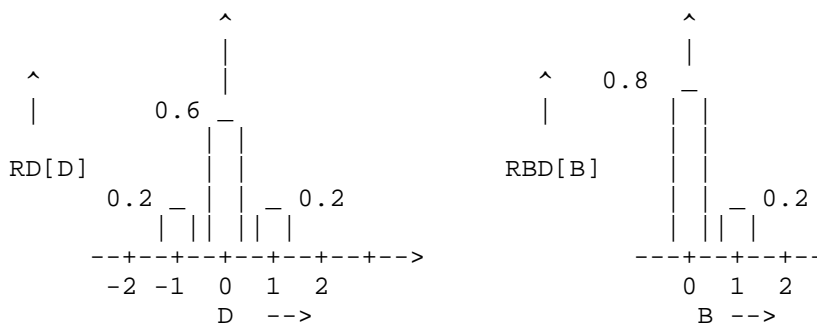
Table 8 illustrates the FB[B] for the above arrival sequence.

Table 8: Buffer Occupancy Frequency computation steps

S	1	3	2	3	4	5
E	1	2	2	-	4	5
B	0	1	0	-	0	0
FB[B]	1	1	2	-	3	4

(E,S,B and FB[B] as described in Section 7.2)

Graphical representations of RD and RBD for the above sequence are as follows:



9. Characteristics Derivable from RD and RBD

Additional information may be extracted from RD and RBD depending on the specific applications. For example, in the case of resource allocation at a node to recover from reordering, the mean and variance of buffer occupancy can be derived from RBD. For example:

$$\text{Mean occupancy of recovery buffer} = \text{sum}(i \cdot \text{RBD}[i] \text{ for } 0 \leq i \leq \text{BT})$$

The basic definition of RBD may be modified to count the buffer occupancy in bytes as opposed to packets when the actual buffer space is more important. Another alternative is to use time to update the buffer occupancy compared to updating it at every arrival instant.

The parameters that can be extracted from RD include the percentage of late (or early) packets, mean displacement of packets, and mean displacement of late (or early) packets [Ye06]. For example, the fraction of packets that arrive after three or more of their successors according to the order of transmission is given by Sum

[RD[i] for $3 \leq i \leq DT$]. RD also allows for extraction of parameters such as entropy of the reordered sequence, a measure of disorder in the sequence [Ye06]. Due to the probability mass function nature of RD, it is also a convenient measure for theoretical modeling and analysis of reordering, e.g., see [Pi06].

10. Comparison with Other Metrics

RD and RBD are compared to other metrics of [RFC4737] in [Pi07].

11. Security Considerations

The security considerations listed in [RFC4737], [RFC3763], and [RFC4656] are extensive and directly applicable to the usage of these metrics; thus, they should be consulted for additional details.

12. References

12.1. Normative References

[RFC2330] Paxson, V., Almes, G., Mahdavi, J., and M. Mathis, "Framework for IP Performance Metrics", RFC 2330, May 1998.

[Pi07] N. M. Piratla and A. P. Jayasumana, "Metrics for Packet Reordering - A Comparative Analysis," International Journal of Communication Systems (IJCS), Vol. 21/1, 2008, pp: 99-113.

12.2. Informative References

[Ben99] J. C. R. Bennett, C. Partridge and N. Shectman, "Packet Reordering is Not Pathological Network Behavior," IEEE/ACM Trans. on Networking , Dec. 1999, pp.789-798.

[Jai03] S. Jaiswal, G. Iannaccone, C. Diot, J. Kurose and D. Towsley, "Measurement and Classification of Out-of-sequence Packets in Tier-1 IP Backbone," Proc. IEEE INFOCOM, Mar. 2003, pp. 1199-1209.

[Pax97] V. Paxson, "Measurements and Analysis of End-to-End Internet Dynamics," Ph.D. Dissertation, U.C. Berkeley, 1997, <ftp://ftp.ee.lbl.gov/papers/vp-thesis/dis.ps.gz>.

- [Boh03] S. Bohacek, J. Hespanha, J. Lee, C. Lim and K.Obraczka, "TCP-PR: TCP for Persistent Packet Reordering," Proc. of the IEEE 23rdICDCS, May 2003, pp.222-231.
- [Bla02] E. Blanton and M. Allman, "On Making TCP More Robust to Packet Reordering," ACM Computer Comm. Review, 32(1), Jan. 2002, pp.20-30.
- [Lao02] M. Laor and L. Gendel, "The Effect of Packet Reordering in a Backbone Link on Application Throughput," IEEE Network, Sep./Oct. 2002, pp.28-36.
- [Bar04] A. A. Bare, "Measurement and Analysis of Packet Reordering Using Reorder Density," Masters Thesis, Department of Computer Science, Colorado State University, Fort Collins, Colorado, Fall 2004.
- [Ban02] T. Banka, A. A. Bare, A. P. Jayasumana, "Metrics for Degree of Reordering in Packet Sequences", Proc. 27th IEEE Conference on Local Computer Networks, Tampa, FL, Nov. 2002, pp. 332-342.
- [Pi05a] N. M. Piratla, "A Theoretical Foundation, Metrics and Modeling of Packet Reordering and Methodology of Delay Modeling using Inter-packet Gaps," Ph.D. Dissertation, Department of Electrical and Computer Engineering, Colorado State University, Fort Collins, CO, Fall 2005.
- [Pi05b] N. M. Piratla, A. P. Jayasumana and A. A. Bare, "RD: A Formal, Comprehensive Metric for Packet Reordering," Proc. 5th International IFIP-TC6 Networking Conference (Networking 2005), Waterloo, Canada, May 2-6, 2005, LNCS 3462, pp: 78-89.
- [Pi06] N. M. Piratla and A. P. Jayasumana, "Reordering of Packets due to Multipath Forwarding - An Analysis," Proc. IEE Intl. Conf. Communications ICC 2006, Istanbul, Turkey, Jun. 2006, pp:829-834.
- [Per04] Perl Scripts for RLED and RBD,
http://www.cnrl.colostate.edu/packet_reorder.html, Last modified on Jul. 18, 2004.
- [Ye06] B. Ye, A. P. Jayasumana and N. Piratla, "On Monitoring of End-to-End Packet Reordering over the Internet," Proc. Int. Conf. on Networking and Services (ICNS'06), Santa Clara, CA, July 2006.

- [RFC4737] Morton, A., Ciavattone, L., Ramachandran, G., Shalunov, S., and J. Perser, "Packet Reordering Metrics", RFC 4737, November 2006.
- [RFC3763] Shalunov, S. and B. Teitelbaum, "One-way Active Measurement Protocol (OWAMP) Requirements", RFC 3763, April 2004.
- [RFC4656] Shalunov, S., Teitelbaum, B., Karp, A., Boote, J., and M. Zekauskas, "A One-way Active Measurement Protocol (OWAMP)", RFC 4656, September 2006.
- [Pi05c] N. M. Piratla, A. P. Jayasumana and T. Banka, "On Reorder Density and its Application to Characterization of Packet Reordering," Proc. 30th IEEE Local Computer Networks Conference (LCN 2005), Sydney, Australia, Nov. 2005, pp:156-165.

13. Contributors

Jerry McCollom
Hewlett Packard, 3404 East Harmony Road
Fort Collins, CO 80528, USA

EMail: jerry_mccollom@hp.com

Authors' Addresses

Anura P. Jayasumana
Computer Networking Research Laboratory
Department of Electrical and Computer Engineering
1373 Colorado State University,
Fort Collins, CO 80523, USA

EMail: Anura.Jayasumana@colostate.edu

Nischal M. Piratla
Deutsche Telekom Laboratories
Ernst-Reuter-Platz 7
D-10587 Berlin, Germany

EMail: Nischal.Piratla@telekom.de

Tarun Banka
Computer Networking Research Laboratory
Department of Electrical and Computer Engineering
1373 Colorado State University
Fort Collins, CO 80523, USA

EMail: Tarun.Banka@colostate.edu

Abhijit A. Bare
Agilent Technologies, Inc.
900 South Taft Ave.
Loveland, CO 80537, USA

EMail: abhijit_bare@agilent.com

Rick Whitner
Agilent Technologies, Inc.
900 South Taft Ave.
Loveland, CO 80537, USA

EMail: rick_whitner@agilent.com

Full Copyright Statement

Copyright (C) The IETF Trust (2008).

This document is subject to the rights, licenses and restrictions contained in BCP 78 and at <http://www.rfc-editor.org/copyright.html>, and except as set forth therein, the authors retain all their rights.

This document and the information contained herein are provided on an "AS IS" basis and THE CONTRIBUTOR, THE ORGANIZATION HE/SHE REPRESENTS OR IS SPONSORED BY (IF ANY), THE INTERNET SOCIETY, THE IETF TRUST AND THE INTERNET ENGINEERING TASK FORCE DISCLAIM ALL WARRANTIES, EXPRESS OR IMPLIED, INCLUDING BUT NOT LIMITED TO ANY WARRANTY THAT THE USE OF THE INFORMATION HEREIN WILL NOT INFRINGE ANY RIGHTS OR ANY IMPLIED WARRANTIES OF MERCHANTABILITY OR FITNESS FOR A PARTICULAR PURPOSE.

Intellectual Property

The IETF takes no position regarding the validity or scope of any Intellectual Property Rights or other rights that might be claimed to pertain to the implementation or use of the technology described in this document or the extent to which any license under such rights might or might not be available; nor does it represent that it has made any independent effort to identify any such rights. Information on the procedures with respect to rights in RFC documents can be found in BCP 78 and BCP 79.

Copies of IPR disclosures made to the IETF Secretariat and any assurances of licenses to be made available, or the result of an attempt made to obtain a general license or permission for the use of such proprietary rights by implementers or users of this specification can be obtained from the IETF on-line IPR repository at <http://www.ietf.org/ipr>.

The IETF invites any interested party to bring to its attention any copyrights, patents or patent applications, or other proprietary rights that may cover technology that may be required to implement this standard. Please address the information to the IETF at ietf-ipr@ietf.org.